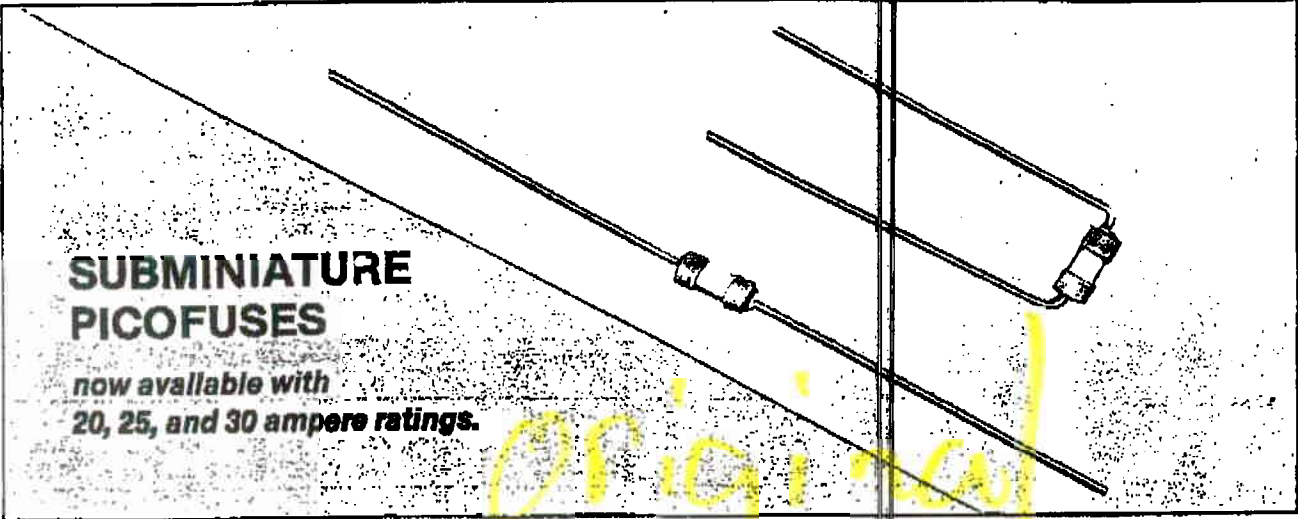


# Product Bulletin

No. 1008 April, 1979



## SUBMINIATURE PICOFUSES

now available with  
20, 25, and 30 ampere ratings.

The world's smallest fuse — the picofuse — is now available in three high current ratings — 20, 25 and 30 amperes.

Designed for applications where space is a critical factor, the new picofuses measure .133" in diameter and are .312" long. They are available with radial or axial leads (1.5" long x .040" diameter).

The full range of picofuses now extends from 1/16 amperes through 30 amperes and is recognized under the Components Program of Underwriters' Laboratories through 10 amperes.

**Physical Characteristics:** For application in circuits where short-circuit currents may be as high as 300 amperes. The amperage rating is clearly marked under an insulating transparent sleeve. Feature low resistance values, high-speed action, insulated terminations, and hermetic sealing. Fuses will withstand an axial pull of 5 pounds, and can be readily soldered into circuits.

**Environmental Characteristics:** Picofuses will withstand vibrations of 10 to 2000 cps at 20 G's per method 204 test condition D, of MIL-STD-202 and shock of 100G's for 8 milliseconds per method 213, test condition I of MIL-STD-202.

Operating ambient temperature range is from 55°C to 125°C. At -55°C current carrying capacity is 110% of rating; at 25°C, 100% of rating; at 125°C, 80% of rating.

These fuses meet the moisture-resistance requirements of method 106 of MIL-STD-202.

See reverse side for dimensional drawings and Time-Current Chart.

PART NUMBER		Ampere Rating	Voltage Rating
Axial Leads	Radial Leads		
275 .062	276 .062	1/16	125
275 .125	276 .125	1/8	125
275 .250	276 .250	1/4	125
275 .375	276 .375	3/8	125
275 .500	276 .500	1/2	125
275 .750	276 .750	3/4	125
275 001	276 001	1	125
275 01.5	276 01.5	1-1/2	125
275 002	276 002	2	125
275 02.5	276 02.5	2-1/2	125
275 003	276 003	3	125
275 03.5	276 03.5	3-1/2	125
275 004	276 004	4	125
275 005	276 005	5	125
275 007	276 007	7	125
275 010	276 010	10	125
275 012	276 012	12	32
275 015	276 015	15	32
*275 020	*276 020	*20	32
*275 025	*276 025	*25	32
*275 030	*276 030	*30	32

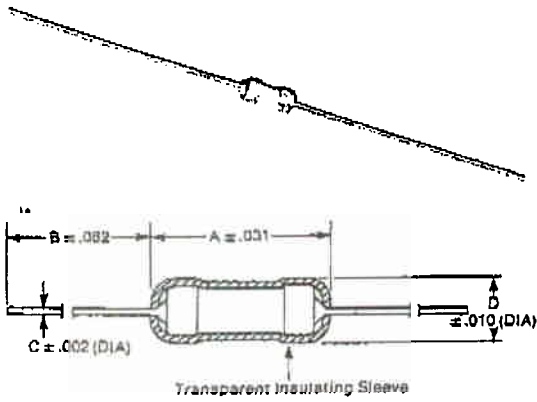
\*New amperage ratings.

Electrical Characteristics:

Rating	Blow Time
100%	16-10 Amperes
200%	4 Hours, Minimum
	5 Seconds, Maximum
100%	2-30 Amperes
200%	4 Hours, Minimum
	10 Seconds, Maximum

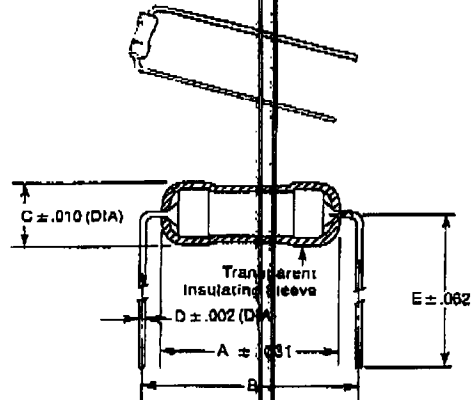
### FUSE DIMENSIONS

#### 275(000) Series — Axial Leads



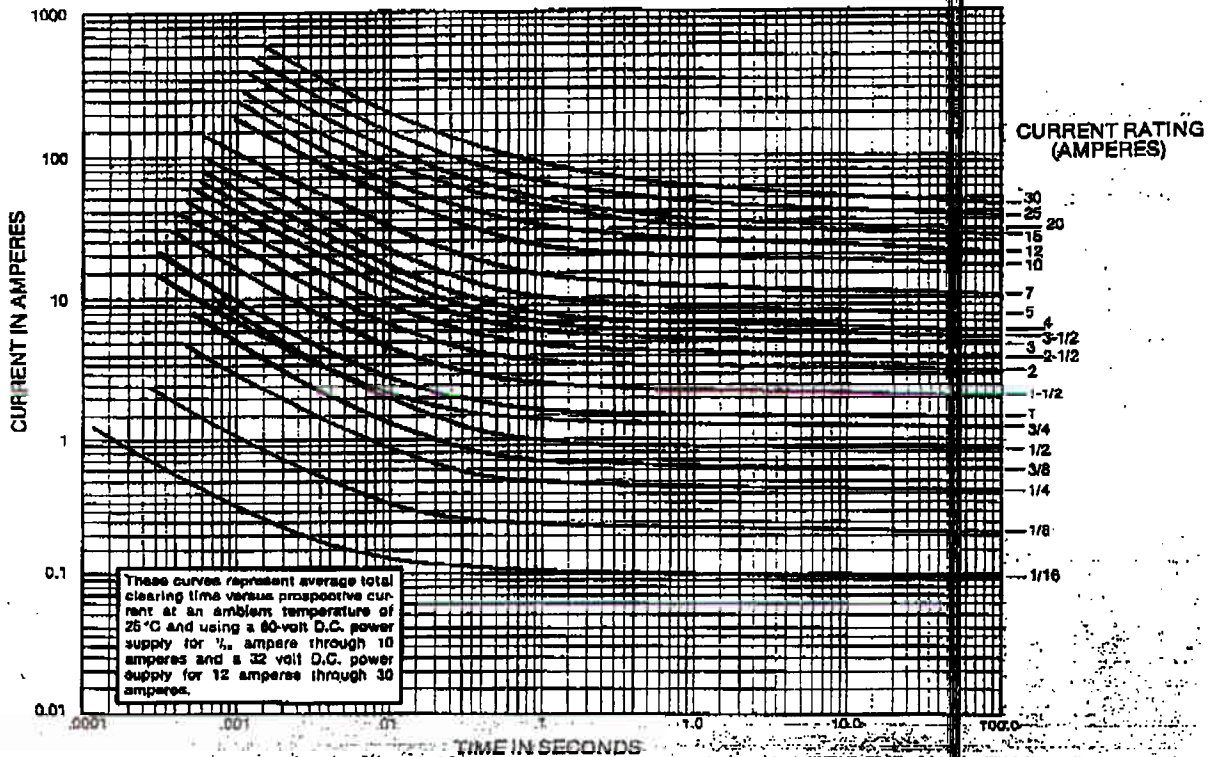
Amperage	Dimension (Inches)			
	A	B	C	D
1/16-10	.281	1.50	.025" dia.	.093" dia.
12-15	.281	1.50	.032" dia.	.093" dia.
20-30	.312	1.50	.040" dia.	.133" dia.

#### 276(000) Series — Radial Leads



Amperage	Dimension (Inches)				
	A	B	C	D	E
1/16-10	.281	.328	.093" dia.	.025" dia.	1.50
12-15	.281	.359	.093" dia.	.032" dia.	1.50
20-30	.312	.422	.133" dia.	.040" dia.	1.50

### TIME-CURRENT CHARACTERISTICS



**LITTELFUSE**